

# Invesco S&P 500 QVM UCITS ETF Dist

As of 31 August 2022

This marketing communication is for Professional Clients, Financial Advisers and Qualified Clients/Sophisticated Investors, as specified in the important information section, and is not for consumer use. Investors should read the legal documents prior to investing.



## Fund objective

The Invesco S&P 500 QVM UCITS ETF aims to provide the performance of the S&P 500 Quality, Value & Momentum Multi-Factor Net Total Return Index, less fees.

**The investment concerns the acquisition of units in a passively managed, index tracking fund and not in a given underlying asset.**

## ETF information

Fund launch date	18 May 2017
Share class launch date	18 May 2017
Ongoing charge	0.35% p.a.
Fund base currency	USD
Share class currency	USD
Currency hedged	No
Index	S&P 500 Quality, Value & Momentum Multi-Factor Net Total Return Index
Index currency	USD
Index Bloomberg ticker	SPXQVMUN
Replication method	Physical
UCITS compliant	Yes
Umbrella fund	Invesco Markets III plc
Investment manager	Invesco Capital Management LLC
Domicile	Ireland
UK reporting status	Yes
ISA eligible	Yes
SIPP eligible	Yes
Dividend treatment	Distributing
Dividend schedule	Quarterly
ISIN code	IE00BDZCKK11
WKN	A2DMBV
VALOR	35824780
SEDOL	BFOSC91
Bloomberg ticker	PQVM LN
Fund size	USD 17.20m
NAV per share	USD 43.01
Shares in issue	400,001
Distribution yield	1.37%

## Risk and reward profile

Lower risk Higher risk

← Typically lower rewards Typically higher rewards →

1	2	3	4	5	6	7
---	---	---	---	---	---	---

Costs may increase or decrease as result of currency and exchange rate fluctuations. Consult the legal documents for further information on costs.

## Investment risks

For complete information on risks, refer to the legal documents.

The value of investments, and any income from them, will fluctuate. This may partly be the result of changes in exchange rates. Investors may not get back the full amount invested.

The Fund may be exposed to the risk of the borrower defaulting on its obligation to return the securities at the end of the loan period and of being unable to sell the collateral provided to it if the borrower defaults.

The Fund might be concentrated in a specific region or sector or be exposed to a limited number of positions, which might result in greater fluctuations in the value of the Fund than for a fund that is more diversified.

The value of equities and equity-related securities can be affected by a number of factors including the activities and results of the issuer and general and regional economic and market conditions. This may result in fluctuations in the value of the Fund.

## About the index

The S&P 500 Quality, Value & Momentum Multi-Factor Net Total Return Index ("the Benchmark") aims to represent the performance of those companies within the S&P 500 Index which have the highest aggregate exposure to three investment factors: quality, value and momentum. To determine the components of the Benchmark, all companies included in the S&P 500 Index are assigned scores based on their performance against these three factors. These scores are then combined on an equal-weighted basis into a final factor composite. All companies are then ranked by their final factor composite with the top 100 companies being selected for inclusion in the Index, subject to a buffer rule which aims to reduce turnover. The weight for each component in the Benchmark will range between 0.05% and the lesser of 5.0% of the Benchmark or 20 times its market capitalisation weight in the S&P 500 Index. The weight of each sector is capped at 40% for the purposes of seeking to avoid sector concentration.

**Past performance does not predict future returns.**

## Indexed performance, % growth since inception

- Invesco S&P 500 QVM UCITS ETF Dist
- S&P 500 Quality, Value & Momentum Multi-Factor Net Total Return Index



## Cumulative performance as at 31 August 2022 (%)

	3M	1Y	3Y	5Y	10Y	Fund inception
ETF	-6.05	0.25	44.53	73.42	-	84.56
Index	-6.11	0.24	44.63	73.76	-	84.99

## Calendar year performance (%)


	2021	2020	2019	2018	2017	2016	2015	2014	2013	2012
ETF	25.56	8.60	25.34	-6.37	-	-	-	-	-	-
Index	25.72	8.61	25.33	-6.29	-	-	-	-	-	-

## Standardised rolling 12 month performance (%)

	08.21	08.20	08.19	08.18	08.17	08.16	08.15	08.14	08.13	08.12
ETF	0.25	26.00	14.42	-1.64	21.99	-	-	-	-	-
Index	0.24	26.15	14.37	-1.61	22.11	-	-	-	-	-

Source: Invesco, Bloomberg L.P., FactSet. ETF performance shown is calculated with reference to the Net Asset Value, inclusive of net reinvested income and net of ongoing charges and portfolio transaction costs, in USD. The figures do not reflect the actual share price, the impact of the bid/offer spread or broker commissions. Returns may increase or decrease as a result of currency fluctuations. ETF NAV performance differs from that of the index due to the ongoing charges and portfolio transaction costs and due to the fact that the ETF does not necessarily always hold all the securities in the index in their respective weighting. This ETF does not charge an entry fee. For share classes with fewer than ten 12 month periods since launch, performance data does not exist for some of the periods covered in the standardised 12 month performance table.

## Geographic allocation (%)

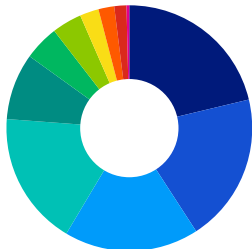


■ United States

100.00

Source: Invesco, as at 31 Aug 2022

## Sector allocation (%)



■ Health care

21.26

■ Energy

19.59

■ Financials

17.72

■ Consumer staples

17.61

■ Information technology

8.76

■ Materials

4.60

■ Consumer discretionary

3.93

■ Industrials

2.49

■ Utilities

2.08

■ Real estate

1.60

■ Communication services

0.37

Source: Invesco, as at 31 Aug 2022

Top ETF holdings (%)	(Total holdings: 100)
Name	Weight
Apple	5.56
UnitedHealth	5.51
Exxon Mobil	4.79
Berkshire Hathaway 'B'	4.76
Chevron	4.57
Procter & Gamble	4.35
Costco Wholesale	4.06
Pfizer	3.57
PepsiCo	3.31
AbbVie	3.18

Please see [etf.invesco.com](http://etf.invesco.com) for ETF holdings information. Holdings are subject to change.

## Important information

This marketing document contains information that is for discussion purposes only, and is intended only for Professional Clients in the UK and Ireland, Professional Clients and Financial Advisers in Austria, Finland, France, Germany, Italy, Luxembourg, the Netherlands, Norway, Portugal, Spain, Sweden, Switzerland and Qualified Clients/Sophisticated Investors in Israel. Marketing materials may only be distributed in other jurisdictions in compliance with private placement rules and local regulations.

By accepting this document, you consent to communicating with us in English, unless you inform us otherwise.

For more information on our funds and the relevant risks, please refer to the share class-specific Key Investor Information Documents (available in local language), the Annual or Interim Reports, the Prospectus, and constituent documents, available from [www.invesco.eu](http://www.invesco.eu). A summary of investor rights is available in English from [www.invescomanagementcompany.ie](http://www.invescomanagementcompany.ie). The management company may terminate marketing arrangements.

This document is marketing material and is not intended as a recommendation to buy or sell any particular asset class, security or strategy. Regulatory requirements that require impartiality of investment/investment strategy recommendations are therefore not applicable nor are any prohibitions to trade before publication.

This document should not be considered financial advice. Persons interested in acquiring the product should inform themselves as to (i) the legal requirements in the countries of their nationality, residence, ordinary residence or domicile; (ii) any foreign exchange controls and (iii) any relevant tax consequences.

Any calculations and charts set out herein are indicative only, make certain assumptions and no guarantee is given that future performance or results will reflect the information herein. For details on fees and other charges, please consult the prospectus, the KIID and the supplement of each product.

Please note there is no guarantee the targets will be achieved.

UCITS ETF's units / shares purchased on the secondary market cannot usually be sold directly back to UCITS ETF. Investors must buy and sell units / shares on a secondary market with the assistance of an intermediary (e.g. a stockbroker) and may incur fees for doing so. In addition, investors may pay more than the current net asset value when buying units / shares and may receive less than the current net asset value when selling them.

The "S&P 500 Quality, Value & Momentum Multi-factor Net Total Return Index" is a product of S&P Dow Jones Indices LLC or its affiliates ("SPDJI") and has been licensed for use by Invesco. Standard & Poor's® and S&P® are registered trademarks of Standard & Poor's Financial Services LLC ("S&P"); Dow Jones® is a registered trademark of Dow Jones Trademark Holdings LLC ("Dow Jones"); and these trademarks have been licensed for use by SPDJI and sublicensed for certain purposes by Invesco. Invesco S&P 500 QVM UCITS ETF is not sponsored, endorsed, sold or promoted by SPDJI, Dow Jones, S&P, their respective affiliates and none of such parties make any representation regarding the advisability of investing in such product(s) nor do they have any liability for any errors, omissions, or interruptions of the S&P 500 Quality, Value & Momentum Multi-factor Net Total Return Index.

For the full objectives and investment policy please consult the current prospectus.

German investors may obtain the offering documents free of charge in paper or electronic form from the issuer or from the German information agent (Marcard, Stein & Co AG, Ballindamm 36, 20095 Hamburg, Germany).

No action has been taken or will be taken in Israel that would permit a public offering of the Fund or distribution of this document to the public in Israel. This Fund has not been approved by the Israel Securities Authority (the ISA). Accordingly, the Fund shall only be sold in Israel to an investor of the type listed in the First Schedule to the Israeli Securities Law, 1968, which has confirmed in writing that it falls within one of the categories listed therein (accompanied by external confirmation where this is required under ISA guidelines), that it is aware of the implications of being considered such an investor and consents thereto, and further that the Fund is being purchased for its own account and not for the purpose of re-sale or distribution. This document may not be reproduced or used for any other purpose, nor be furnished to any other person other than those to whom copies have been sent. Nothing in this document should be considered investment advice or investment marketing as defined in the Regulation of Investment Advice, Investment Marketing and Portfolio Management Law, 1995 ("the Investment Advice Law"). Investors are encouraged to seek competent investment advice from a locally licensed investment advisor prior to making any investment. Neither Invesco Ltd. Nor its subsidiaries are licensed under the Investment Advice Law, nor does it carry the insurance as required of a licensee thereunder. This document does not constitute an offer to sell or solicitation of an offer to buy any securities or fund units other than the fund offered hereby, nor does it constitute an offer to sell to or solicitation of an offer to buy from any person or persons in any state or other jurisdiction in which such offer or solicitation would be unlawful, or in which the person making such offer or solicitation is not qualified to do so, or to a person or persons to whom it is unlawful to make such offer or solicitation.

The publication of the supplement in Italy does not imply any judgment by CONSOB on an investment in a product. The list of products listed in Italy, and the offering documents for and the supplement of each product are available: (i) at [etf.invesco.com](http://etf.invesco.com) (along with the audited annual report and the unaudited half-year reports); and (ii) on the website of the Italian Stock Exchange [borsaitaliana.it](http://borsaitaliana.it).

The representative for the sub-funds of Invesco Markets III plc in Switzerland is Invesco Asset Management (Schweiz) AG, Talacker 34, 8001 Zurich, and the paying agent is BNP Paribas Securities Services, Paris, succursale de Zurich, Selnaustrasse 16, 8002 Zurich, Switzerland. The offering documents, articles of incorporation and annual and semi-annual reports may be obtained free of charge from the representative in Switzerland. The ETFs are domiciled in Ireland.

This document has been communicated in the UK, Ireland, Luxembourg, France, Netherlands, Germany, Austria, Italy, Norway, Portugal, Spain, Finland, Sweden by Invesco Investment Management Limited, Ground Floor, 2 Cumberland Place, Fenian Street, Dublin 2, Ireland, in Switzerland by Invesco Asset Management (Schweiz) AG, Talacker 34, 8001 Zurich, Switzerland, in Israel by Invesco Asset Management Limited, Perpetual Park, Perpetual Park Drive, Henley-on-Thames, Oxfordshire RG9 1HH, UK. Authorised and regulated by the Financial Conduct Authority.

# ESG Supplement

## As at 31 August 2022

### Article 6 SFDR

For the purposes of meeting the requirements of Article 6 SFDR, we have disclosed information on Sustainability Risks in the Prospectus Addendum found on [etf.invesco.com](http://etf.invesco.com)

### Invesco's Commitment to ESG

At Invesco, our commitment to ESG investing is a key element of our ambition to be the most client-centric asset manager.

Environmental, social, and governance (ESG) considerations are a critical part of our corporate culture, and we appreciate they also may be important in your own investment strategy.

Although not all of our ETFs follow an index with specific ESG characteristics, the information on this page provides transparency to help you identify long-term risks and opportunities in your investments.

Business involvement screens can help you gain better insights into potentially controversial business activities that a fund or index may be exposed to.

All ESG, carbon emissions, and business involvement data are sourced from MSCI ESG Research. In order to assess the ESG profile, the fund or index must have at least 10 securities or constituents, and 65% of the fund's weight must be covered by MSCI ESG Research. For more details, please see MSCI's methodology on [www.msci.com](http://www.msci.com)

### Important ESG Information

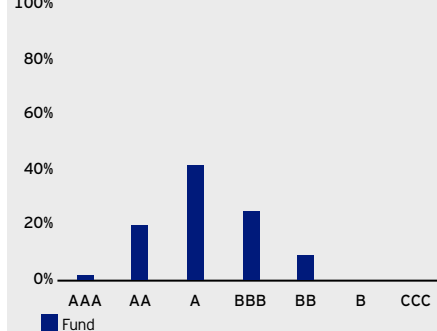
**The above information is for illustrative purposes only. Providing this information is not indicative of how or whether ESG factors will be integrated into a fund. Unless otherwise stated in the legal offering documents (fund and share class specific Key Investor Information Document (KIID), prospectus, annual & semi-annual reports), the ESG information provided on this page does not change a fund's investment objective or policy or constrain the fund's investable universe. For more information regarding a fund's investment strategy, please see the fund's prospectus, available free of charge on our website [etf.invesco.com](http://etf.invesco.com) and from the issuers. The rating may vary from one rating agency to another. The rating may change over time and is not a guarantee of future performance of the fund.**

ESG Profile	Fund
ESG Fund Rating (AAA-CCC)	AAA
ESG Quality Score (0-10)	8.8
Environmental Pillar Score	5.4
Social Pillar Score	5.1
Governance Pillar Score	5.7
ESG % Coverage	100.0

Carbon Footprint	Fund
Scope 1 Emissions (tons CO <sub>2</sub> e)	1,478.3
Scope 2 Emissions (tons CO <sub>2</sub> e)	283.0
Total Carbon Intensity (tons CO <sub>2</sub> e/USDm)	177.4
Wtd Avg Carbon Intensity (tons CO <sub>2</sub> e/USDm)	219.5

### MSCI ESG Rating Distribution

Distribution of ESG Ratings across the fund from AAA (best) to CCC (worst).  
100%



### ESG Trend Momentum

The percentage of companies held by the fund or index that have improved their ESG Rating, (positive), have no change (stable) or worsened (negative) since the previous rating.

Trend	Fund
Positive	43.1%
Stable	47.4%
Negative	5.2%
Unrated	0.4%

Corporate Governance	Fund
Board Independence	82.2%
Female Directors	32.4%

Business Screening and Exclusions	Fund
UN Global Compact Violations	-
Civilian Firearms	-
Controversial Weapons	1.8%
Conventional Weapons	2.4%
Nuclear Weapons	2.4%
Tobacco	-
Thermal Coal	0.4%
Oil Sands	-
Recreational Cannabis	0.1%

ESG Rating Distribution by Sector <sup>1</sup>	AAA	AA	A	BBB	BB	B	CCC	Not Rated
Communication Services	-	-	0.7%	-	-	-	-	-
Consumer Discretionary	0.2%	1.5%	0.3%	0.3%	0.2%	1.1%	-	-
Consumer Staples	0.1%	4.7%	9.4%	3.3%	-	-	-	-
Energy	-	0.9%	10.5%	8.2%	-	-	-	-
Financials	-	1.0%	3.5%	4.7%	8.5%	-	-	-
Health Care	-	9.3%	7.2%	4.7%	-	-	-	-
Industrials	-	1.7%	-	0.7%	-	-	-	-
Information Technology	1.8%	-	6.3%	0.7%	-	-	-	-
Materials	-	0.5%	1.8%	2.2%	-	-	-	-
Real Estate	-	-	1.6%	-	-	-	-	-
Utilities	-	0.5%	0.8%	0.3%	0.1%	-	-	-
Other	-	-	-	-	0.4%	-	-	-

---

## Glossary

**MSCI ESG Fund Rating:** Designed to measure the ESG risks and opportunities of a fund's underlying holdings, making it possible to rank or screen mutual funds and ETFs and on a AAA to CCC ratings scale. This rating aims to provide fund level transparency and measure the ESG characteristics of the total portfolio. It is calculated as a direct mapping of MSCI ESG Quality Scores to letter rating categories. ESG Leaders are companies with an ESG rating of AAA or AA (best in class), and ESG Laggards are companies with an ESG rating of B or CCC.

**MSCI ESG Quality Score:** Calculated as the weighted average of the underlying holding's ESG Scores. It is provided on a 0-10 scale, with 0 and 10 being the respective lowest and highest possible scores. MSCI scores underlying holdings according to their exposure to 20 industry specific material ESG risks and their ability to manage those risks relative to peers. These issuer-level ESG scores correspond to an issuer-level ESG rating. The scores are based on industry-adjusted company ratings from MSCI.

**ESG % Coverage:** The percentage of the fund and benchmark where MSCI ESG Research is available.

**CO<sub>2</sub> Scope 1 Emission:** A company's Scope 1 direct emissions (tCO<sub>2</sub>e) from operations. The direct emissions data represents the final, MSCI reviewed and approved value based on the MSCI methodology, which selects the accurate value from available sources.

**CO<sub>2</sub> Scope 2 Emission:** A company's Scope 2 energy indirect emissions (tCO<sub>2</sub>e) from operations. The energy indirect emissions data represents the final, MSCI reviewed and approved value based on the MSCI methodology, which selects the accurate value from available sources.

**Total Carbon Intensity:** Measures the fund or index's overall carbon intensity and carbon efficiency associated with its holdings, based on carbon expertise and research provided by MSCI. It uses the carbon intensity metrics at the company level (Scope 1 + Scope 2) per USUSD1 million of revenue. For government bonds, it uses total country carbon emissions per USUSD1 million GDP.

**Wtd Avg (Weighted Average) Carbon Intensity:** The underlying funds' exposure to carbon intensive holdings, calculated as the weighted average of the constituent's intensity metrics: Scope 1 + 2 Emissions per USD 1M revenue for corporates and total country carbon emissions per USD 1M GDP for government bonds.

**Board Independence:** Weighted average percentage of board members that meet the MSCI criteria for independence.

**Female Directors:** Weighted average percentage of female board members.

**SFDR:** Part of the EU's Sustainable Finance Action Plan, the Sustainable Finance Disclosure Regulation (SFDR, also known as Disclosure Regulation) aims to promote transparency on sustainability by ensuring that participants in the financial services sector provide consistent information to clients in relation to the sustainability of the products and services they provide. The supplement of the fund and the management company website contain further information on compliance with SFDR.

**Article 6:** The requirement under SFDR to describe the manner in which sustainability risks are integrated into investment decisions, or to provide an explanation of reasons why sustainability risks are deemed not to be relevant.

**Article 8 Fund:** A fund that, in accordance with the criteria outlined in Article 8 of SFDR, promotes, among other characteristics, environmental or social characteristics, or a combination of those characteristics and provided that the companies that the fund invests in follow good governance practices.

**Article 9 Fund:** A fund that, in accordance with the criteria outlined in Article 9 of SFDR has sustainable investment as its objective.

---

Certain information ©2021 MSCI ESG Research LLC. Reproduced by permission; no further distribution. This report contains certain information (the "Information") sourced from MSCI ESG Research LLC, or its affiliates or information providers (the "ESG Parties"). The information may only be used for your internal use, may not be reproduced or disseminated in any form and may not be used as a basis for, or a component of, any financial instruments or products or indices.

Although they obtain information from sources they consider reliable, none of the ESG Parties warrants or guarantees the originality, accuracy and/or completeness, of any data herein and expressly disclaim all express or implied warranties, including those of merchantability and fitness for a particular purpose.

None of the MSCI information is intended to constitute investment advice or a recommendation to make (or refrain from making) any kind of investment decision and may not be relied on as such, nor should it be taken as an indication or guarantee of any future performance, analysis, forecast or prediction. None of the ESG Parties shall have any liability for any errors or omissions in connection with any data herein, or any liability for any direct, indirect, special, punitive, consequential or any other damages (including lost profits) even if notified of the possibility of such damages.

<sup>1</sup> The ESG rating distribution table does not include cash positions and therefore may not total 100%.

---

**MSCI ESG Business Involvement Screening Research:** Provides research on company involvement in products and services, which allow investors to screen companies according to specific criteria motivated by ethical, impact, compliance or ESG risk considerations.

**Summary definitions of each business screening are as follows:**

**UN Global Compact (UNGC) Violations:** Percentage of companies in the fund or index that have been identified to have violated United Nations Global Compact principles. Data is based on MSCI ESG Controversies Research and MSCI ESG Global Norms Screening.

**Controversial Weapons:** Percentage of companies in the fund or index that have been identified to have ties to controversial weapons, including cluster munitions, land mines, biological and chemical weapons, depleted uranium weapons, blinding laser weapons, incendiary weapons, and/or non detectable fragments.

**Conventional Weapons:** Percentage of companies in the fund or index that have been identified to have ties to conventional weapons, weapons systems, component. and support systems and services.

**Nuclear Weapons:** Percentage of companies in the fund or index that have been identified to have ties to production of nuclear warheads and/or whole nuclear missiles, manufacture components that were developed or are significantly modified for exclusive use in nuclear weapons (warheads and missiles), manufacture or assemble delivery platforms that were developed or significantly modified for the exclusive delivery of nuclear weapons, provide auxiliary services related to nuclear weapons.

**Civilian Firearms:** Percentage of companies in the fund or index that have been identified to have ties to firearms, small-arms ammunitions including automatic and semi-automatic for the civilian market. The research excludes products exclusively sold for the military, government. and law enforcement markets.

**Tobacco:** Percentage of companies in the fund or index that have been identified to have ties to tobacco products, such as cigars, kreteks, smokeless tobacco, snuff, snus, dissolvable and chewing tobacco. This also includes companies that grow or process raw tobacco leaves.

**Thermal Coal:** Percentage of companies in the fund or index that have been identified to have ties to power from coal or derive revenue from thermal coal mining.

**Oil Sands:** Percentage of companies in the fund or index that have been identified to have ties to oil sands, in particular, reserve ownership and production activities.

**Recreational Cannabis:** Percentage of companies in the fund or index that have been identified to have ties to or derive revenue from recreational cannabis.

---

## Contact Information

### Client services

Telephone: 0800 085 8677

E-mail: [invest@invesco.com](mailto:invest@invesco.com)  
[etf.invesco.com](http://etf.invesco.com)

Telephone calls may be recorded.

---

Issued by Invesco Investment Management Limited, Ground Floor, 2 Cumberland Place, Fenian Street, Dublin 2, Ireland.

Authorised in Ireland and regulated by the Central Bank of Ireland.