

Invesco MSCI China All Shares Stock Connect UCITS ETF



This marketing communication is for consumer use in the UK, Ireland and Switzerland only, and for Professional Investors and Qualified Clients as specified in the Important Information section. It is not for consumer use in other countries. Please do not redistribute. Investors should read the legal documents prior to investing.

This factsheet contains a summary of the Invesco MSCI China All Shares Stock Connect UCITS ETF, an exchange traded fund (ETF), and is for discussion purposes only. Please consult the Key Investor Information Document and prospectus and note the additional important information overleaf.

Investment objective

The Invesco MSCI China All Shares Stock Connect UCITS ETF aims to track the net total return performance of the MSCI China All Shares Stock Connect Select Index, less fees. The Fund is passively managed. The investment concerns the acquisition of units in a fund and not in a given underlying asset.

Key product characteristics

- Transparent fees and costs

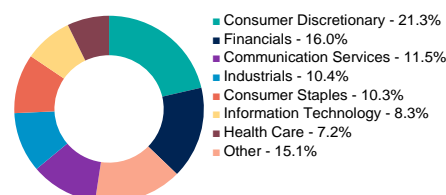
Risk warnings

For complete information on risks, refer to the legal documents. The value of investments, and any income from them, will fluctuate. This may partly be the result of changes in exchange rates. Investors may not get back the full amount invested. As a large portion of this fund is invested in less developed countries, investors should be prepared to accept a higher degree of risk than for an ETF that invests only in developed markets. The Fund may be exposed to the risk of the borrower defaulting on its obligation to return the securities at the end of the loan period and of being unable to sell the collateral provided to it if the borrower defaults. The Fund might be concentrated in a specific region or sector or be exposed to a limited number of positions, which might result in greater fluctuations in the value of the Fund than for a fund that is more diversified. The value of equities and equity-related securities can be affected by a number of factors including the activities and results of the issuer and general and regional economic and market conditions. This may result in fluctuations in the value of the Fund. The Fund's performance may be adversely affected by variations in the exchange rates between the base currency of the Fund and the currencies to which the Fund is exposed. The Fund may use Stock Connect to access China A Shares traded in Mainland China. This may result in additional liquidity risk and operational risks including settlement and default risks, regulatory risk and system failure risk.

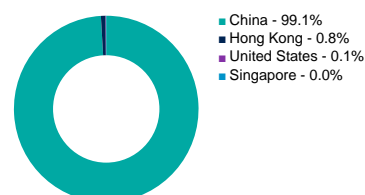
About the index

The MSCI China All Shares Stock Connect Select Index aims to represent the performance of large and mid-capitalisation stocks of the Chinese equity market across China A shares, China B shares, China H shares, Red chips, P chips and foreign listings (e.g. American Depositary Receipts ("ADRs")). Onshore listings must be accessible through Stock Connect to be eligible for inclusion, for all eligible securities an inclusion factor of 100% is applied to their free-float adjusted market capitalisation to derive their final weight in the index. The Index is calculated and published in USD.

Sector exposure



Geographic exposure



Portfolio weightings and allocations may change.

Performance

ETF performance is in the fund's base currency and includes reinvested dividends. ETF performance is based on Net Asset Value after management fees and other ETF costs but does not consider any commissions or custody fees payable when buying, holding or selling the ETF. Historical index performance prior to the index launch date of 29 Oct 2020 is simulated and has been calculated by the index provider using the index rules. The ETF does not charge entry or exit fees. Each period starts at the end of the indicated month. The first indicated month may not represent a full month and may start only on the launch/restructuring date indicated in this factsheet. **Past performance does not predict future returns.**

	31/08/12	31/08/13	31/08/14	31/08/15	31/08/16	31/08/17	31/08/18	31/08/19	31/08/20	31/08/21	31/12/18	31/12/20
	31/08/13	31/08/14	31/08/15	31/08/16	31/08/17	31/08/18	31/08/19	31/08/20	31/08/21	31/08/22	31/12/21	31/12/21
ETF	n/a	n/a	n/a	n/a	n/a	n/a	n/a	n/a	n/a	-24.97%	n/a	n/a
Index²	n/a	n/a	n/a	n/a	n/a	n/a	-0.05%	38.38%	0.33%	-24.57%	47.54%	-13.45%
Difference¹	n/a	n/a	n/a	n/a	n/a	n/a	n/a	n/a	n/a	-0.54%	n/a	n/a

n/a if displayed indicates insufficient data history. Returns may increase or decrease as a result of currency fluctuations.

Trading information

Exchange	London Stock Exchange
Trading currency	USD
Valor	55933097
ISIN	IE00BK80XL30
Bloomberg Exchange	MCHN LN Deutsche Börse Xetra
Trading currency	EUR
Valor	55933097
ISIN	IE00BK80XL30
Bloomberg	MCHN GR

Index Information

Index	MSCI China All Shares Stock Connect Select Index
Currency	USD

ETF Information

Replication method ³	Physical
Base currency	USD
Issuer	Invesco Markets II plc
Manager	Invesco Investment Management Ltd
Custodian	The Bank of New York Mellon SA/NV
Ongoing charge ⁴	0.35% p.a.
Total cost ⁵	0.35% p.a.
Dividends	Accumulating
Domicile	Ireland
Fund inception	1 Mar 2021
Share class inception	1 Mar 2021

Available at etf.invesco.com

Prospectus, KIID (Key Investor Information Document), Holdings & NAV (Net Asset Value)

- ¹ $(ETF + 1) / (Index + 1) - 1$
- ² Data: Bloomberg
- ³ Please see section 'How does the ETF achieve its investment objective?' on the second page for further information
- ⁴ Includes management fee, custody and administration costs but excludes transaction costs such as swap costs. Costs may increase or decrease as a result of currency and exchange rate fluctuations. Consult the legal documents for further information on costs.
- ⁵ Ongoing charge plus transaction costs where known. Costs may increase or decrease as a result of currency and exchange rate fluctuations. Consult the legal documents for further information on costs.

Contact us

invest@invesco.com
etf.invesco.com

What are ETFs?

ETFs are open-ended UCITS funds. Unlike traditional open-ended funds, ETFs can be bought and sold on a stock exchange like ordinary shares.

How does this ETF achieve its investment objective?

The ETF uses physical replication to aim to achieve the target index performance. The ETF invests its assets directly in the constituents of the benchmark index.

About Invesco

At Invesco, we want to help you get more out of life by striving to deliver a superior investment experience. Our range of exchange-traded products are designed to help you make the most of your portfolio, with low cost products tracking established benchmark indices and a range of products that offer something a bit different. In fact, we've built a reputation for innovation and factor investing, so many of the exposures we offer are not available from any other provider. We have the market knowledge to help you trade our products efficiently today, plus the stability, resources and broader expertise that are needed to meet your objectives for the long term.

Buying and selling our ETFs

To buy or sell our ETFs, please consult your broker or financial adviser.

Glossary

A-shares Mainland listings of Chinese companies, traded in local currency.

Benchmark An index serving as a reference; a means of comparing securities' valuations.

Beta A measure of how strongly a fund reacts to shifts in its benchmark. A beta of 1 means that the fund price varies, on average, just as much as the benchmark; a beta of more than 1 means that the fund price varies more than the benchmark; a beta of less than 1 means that the fund price varies less.

Bluechip company Bluechips are the shares of large, high-revenue-generating companies. Bluechip shares are traded heavily and generally with low volatility.

Corporate Governance Corporate governance is the legal and practical framework for managing and supervising companies to the benefit of all relevant stakeholders.

Derivative Derivatives are financial instruments whose prices are driven by the price shifts or price expectations of another financial instrument, which is called the "underlying". Many derivatives are designed to react disproportionately to shifts in the price of the underlying. Derivatives can be used for both hedging and speculative purposes. The most common derivatives are certificates, options, futures and swaps.

Energy Master Limited Partnerships (MLP's) Publicly traded entities that are not subject to corporation tax, the structure is designed to encourage private investment in natural resources.

ESG Environmental, Social and Governance, three key factors in measuring sustainability and societal impact of a company.

ETCs Exchange traded commodities, listed debt instruments backed by a commodity.

ETF Exchange traded fund. A type of fund that is traded on the stockmarket like ordinary shares. ETFs can be bought and sold during trading hours, like ordinary shares, whereas other types of funds are priced once a day only.

Factor Investing An investment strategy in which securities are chosen based on certain characteristics and attributes that may explain differences in returns.

Factors Factor investing entails seeking out investment securities on the basis of certain quantitative attributes, called "factors", e.g., securities that have been less volatile in the past.

Foreign exchange forward contracts Currency trading is part of credit establishments' foreign transactions and generally entails the exchange of two different currencies.

Free Float The portion of a company's shares that can be publicly traded.

Hedged Foreign exchange forward contracts are used to hedge asset classes, i.e., to protect them against currency fluctuations. The objective is to achieve a performance that is just as great as the performance of the underlying currency.

Investment grade (high quality) Fixed-income securities with high credit quality (rated at least "BBB" by S&P).

IQS Invesco Quantitative Strategies

Preferred securities A term used in the US for shares that are given precedence over other shares.

Price-book value ratio The price-book value ratio is the ratio between a company's share price and its accounting value, i.e., each shareholder's share of the company's share capital. The lower a company's price-book value, the less "expensive" its shares are.

Substance value Substance value is the combined net value of all a company's assets.

Swap Swaps are derivatives through which cash flows are exchanged for the purpose of managing risks. Two examples are interest-rate and currency swaps.

UCITS An abbreviation for "Undertakings for Collective Investment in Transferrable Securities". In a European legal context, these are investment funds that invest in legally defined types of securities and other financial instruments (securities funds).

Important information

This marketing communication is for consumer use in the UK, Ireland and Switzerland only, and for professional investors in Denmark, Finland, Luxembourg, the Netherlands, Norway, Spain, Sweden and Qualified Clients/Sophisticated Investors in Israel; and in Hong Kong for Professional Investors and in Singapore for Institutional Investors/Accredited Investors only. This document contains information that is for discussion purposes only. Marketing materials may only be distributed in other jurisdictions in compliance with private placement rules and local regulations.

By accepting this document, you consent to communicating with us in English, unless you inform us otherwise. For more information on our funds and the relevant risks, please refer to the share class-specific Key Investor Information Documents (available in local language), the Annual or Interim Reports, the Prospectus, and constituent documents, available from www.invesco.eu. A summary of investor rights is available in English from

www.invescomanagementcompany.ie. The management company may terminate marketing arrangements. This document is marketing material and is not intended as a recommendation to buy or sell any particular asset class, security or strategy. Regulatory requirements that require impartiality of investment/investment strategy recommendations are therefore not applicable nor are any prohibitions to trade before publication. This document should not be considered financial advice. Persons interested in acquiring the fund should inform themselves as to (i) the legal requirements in the countries of their nationality, residence, ordinary residence or domicile; (ii) any foreign exchange controls and (iii) any relevant tax consequences. Any calculations and charts set out herein are indicative only, make certain assumptions and no guarantee is given that future performance or results will reflect the information herein. For details on fees and other charges, please consult the prospectus, the KIID and the supplement of each product. UCITS ETF's units / shares purchased on the secondary market cannot usually be sold directly back to UCITS ETF. Investors must buy and sell units / shares on a secondary market with the assistance of an intermediary (e.g. a stockbroker) and may incur fees for doing so. In addition, investors may pay more than the current net asset value when buying units / shares and may receive less than the current net asset value when selling them. For the full objectives and investment policy please consult the current prospectus.

The funds or securities referred to herein are not sponsored, endorsed, or promoted by MSCI, and MSCI bears no liability with respect to any such funds or securities or any index on which such funds or securities are based. The prospectus contains a more detailed description of the limited relationship MSCI has with Invesco and any related funds.

No action has been taken or will be taken in Israel that would permit a public offering of the Fund or distribution of this document to the public in Israel. This Fund has not been approved by the Israel Securities Authority (the ISA). Accordingly, the Fund shall only be sold in Israel to an investor of the type listed in the First Schedule to the Israeli Securities Law, 1968, which has confirmed in writing that it falls within one of the categories listed therein (accompanied by external confirmation where this is required under ISA guidelines), that it is aware of the implications of being considered such an investor and consents thereto, and further that the Fund is being purchased for its own account and not for the purpose of re-sale or distribution. This document may not be reproduced or used for any other purpose, nor be furnished to any other person other than those to whom copies have been sent. Nothing in this document should be considered investment advice or investment marketing as defined in the Regulation of Investment Advice, Investment Marketing and Portfolio Management Law, 1995 ("the Investment Advice Law"). Investors are encouraged to seek competent investment advice from a locally licensed investment advisor prior to making any investment. Neither Invesco Ltd. Nor its subsidiaries are licensed under the Investment Advice Law, nor does it carry the insurance as required of a licensee thereunder. This document does not constitute an offer to sell or solicitation of an offer to buy any securities or fund units other than the fund offered hereby, nor does it constitute an offer to sell to or solicitation of an offer to buy from any person or persons in any state or other jurisdiction in which such offer or solicitation would be unlawful, or in which the person making such offer or solicitation is not qualified to do so, or to a person or persons to whom it is unlawful to make such offer or solicitation.

This document has been communicated by Invesco Investment Management Limited, Ground Floor, 2 Cumberland Place, Fenian

Street, Dublin 2, Ireland, Invesco Asset Management Limited, Perpetual Park, Perpetual Park Drive, Henley-on-Thames, Oxfordshire RG9 1HH, UK. Authorised and regulated by the Financial Conduct Authority and Invesco Asset Management (Schweiz) AG, Talacker 34, 8001 Zurich, Switzerland.

Restriction on distribution

Hong Kong

This document is provided to professional investors (as defined in the Hong Kong Securities and Futures Ordinance and the Securities and Futures (Professional Investor) Rules) only in Hong Kong. The strategy or strategies mentioned in this document (if any) may be adopted by a fund or different funds. The fund(s) mentioned in this document (if any) may not be authorized by the Securities and Futures Commission ("SFC") in Hong Kong. Eligible investors should read the relevant legal offering documents for details, including the risk factors and product features. A decision to invest in a fund must be based on the most up-to-date legal offering documents. This document is issued in Hong Kong by Invesco Hong Kong Limited 景順投資管理有限公司, 41/F, Champion Tower, Three Garden Road, Central, Hong Kong.

Singapore

This document is provided to Institutional Investors only in Singapore. Not for further distribution. The strategy or strategies mentioned in this document (if any) may be adopted by a fund or different funds. This document has not been registered as a prospectus with the Monetary Authority of Singapore. Accordingly, this document and any other document or material in connection with the offer or sale, or invitation for subscription or purchase, of the fund(s) mentioned in the document (the "Fund(s)") (if any) may not be circulated or distributed, nor may the Fund(s) be offered or sold, or be made the subject of an invitation for subscription or purchase, whether directly or indirectly, to persons in Singapore other than (i) to an institutional investor under Section 304 of the Securities and Futures Act, Chapter 289 of Singapore (the "SFA") or (ii) otherwise pursuant to, and in accordance with the conditions of, any other applicable provision of the SFA. As the Fund(s) is/ are not denominated in Singapore dollars, eligible investors must be aware of their exposure to foreign currency exchange risk. This document is issued in Singapore by Invesco Asset Management Singapore Ltd, 9 Raffles Place, #18-01 Republic Plaza, Singapore 048619.

ESG Supplement

As at 31 August 2022

Article 6 SFDR

For the purposes of meeting the requirements of Article 6 SFDR, we have disclosed information on Sustainability Risks in the Prospectus Addendum found on etf.invesco.com

Invesco's Commitment to ESG

At Invesco, our commitment to ESG investing is a key element of our ambition to be the most client-centric asset manager.

Environmental, social, and governance (ESG) considerations are a critical part of our corporate culture, and we appreciate they also may be important in your own investment strategy.

Although not all of our ETFs follow an index with specific ESG characteristics, the information on this page provides transparency to help you identify long-term risks and opportunities in your investments.

Business involvement screens can help you gain better insights into potentially controversial business activities that a fund or index may be exposed to.

All ESG, carbon emissions, and business involvement data are sourced from MSCI ESG Research. In order to assess the ESG profile, the fund or index must have at least 10 securities or constituents, and 65% of the fund's weight must be covered by MSCI ESG Research. For more details, please see MSCI's methodology on www.msci.com

Important ESG Information

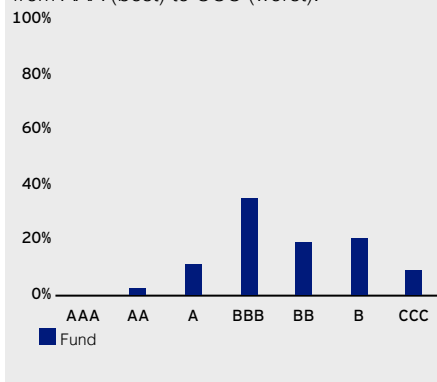
The above information is for illustrative purposes only. Providing this information is not indicative of how or whether ESG factors will be integrated into a fund. Unless otherwise stated in the legal offering documents (fund and share class specific Key Investor Information Document (KIID), prospectus, annual & semi-annual reports), the ESG information provided on this page does not change a fund's investment objective or policy or constrain the fund's investable universe. For more information regarding a fund's investment strategy, please see the fund's prospectus, available free of charge on our website etf.invesco.com and from the issuers. The rating may vary from one rating agency to another. The rating may change over time and is not a guarantee of future performance of the fund.

ESG Profile	Fund
ESG Fund Rating (AAA-CCC)	BB
ESG Quality Score (0-10)	3.5
Environmental Pillar Score	4.4
Social Pillar Score	4.3
Governance Pillar Score	4.0
ESG % Coverage	100.0

Carbon Footprint	Fund
Scope 1 Emissions (tons CO ₂ e)	11,855.0
Scope 2 Emissions (tons CO ₂ e)	2,086.5
Total Carbon Intensity (tons CO ₂ e/USDM)	423.4
Wtd Avg Carbon Intensity (tons CO ₂ e/USDM)	271.2

MSCI ESG Rating Distribution

Distribution of ESG Ratings across the fund from AAA (best) to CCC (worst).



ESG Trend Momentum

The percentage of companies held by the fund or index that have improved their ESG Rating, (positive), have no change (stable) or worsened (negative) since the previous rating.

Trend	Fund
Positive	31.4%
Stable	49.0%
Negative	12.8%
Unrated	6.7%

Corporate Governance	Fund
Board Independence	57.9%
Female Directors	13.6%

Business Screening and Exclusions	Fund
UN Global Compact Violations	0.4%
Civilian Firearms	-
Controversial Weapons	-
Conventional Weapons	0.3%
Nuclear Weapons	-
Tobacco	0.1%
Thermal Coal	2.7%
Oil Sands	-
Recreational Cannabis	-

ESG Rating Distribution by Sector ¹	AAA	AA	A	BBB	BB	B	CCC	Not Rated
Communication Services	-	0.1%	1.6%	17.6%	4.2%	0.6%	0.1%	-
Consumer Discretionary	< 0.1%	1.3%	1.5%	2.7%	2.2%	1.1%	0.4%	-
Consumer Staples	-	-	0.1%	1.0%	1.4%	7.0%	0.7%	-
Energy	-	< 0.1%	-	-	1.2%	0.9%	0.7%	-
Financials	-	-	4.4%	7.6%	2.2%	1.7%	0.2%	-
Health Care	-	0.5%	2.0%	1.9%	0.9%	1.6%	0.3%	-
Industrials	-	0.3%	0.3%	2.2%	1.6%	3.0%	2.7%	-
Information Technology	-	0.2%	0.7%	0.9%	1.9%	2.6%	1.5%	-
Materials	-	-	0.2%	0.5%	1.7%	1.6%	2.7%	-
Real Estate	-	-	0.4%	0.7%	1.3%	0.2%	-	-
Utilities	-	0.3%	0.3%	0.4%	1.3%	0.3%	0.3%	-
Other	-	-	-	< 0.1%	0.1%	-	< 0.1%	-

Glossary

MSCI ESG Fund Rating: Designed to measure the ESG risks and opportunities of a fund's underlying holdings, making it possible to rank or screen mutual funds and ETFs and on a AAA to CCC ratings scale. This rating aims to provide fund level transparency and measure the ESG characteristics of the total portfolio. It is calculated as a direct mapping of MSCI ESG Quality Scores to letter rating categories. ESG Leaders are companies with an ESG rating of AAA or AA (best in class), and ESG Laggards are companies with an ESG rating of B or CCC.

MSCI ESG Quality Score: Calculated as the weighted average of the underlying holding's ESG Scores. It is provided on a 0-10 scale, with 0 and 10 being the respective lowest and highest possible scores. MSCI scores underlying holdings according to their exposure to 20 industry specific material ESG risks and their ability to manage those risks relative to peers. These issuer-level ESG scores correspond to an issuer-level ESG rating. The scores are based on industry-adjusted company ratings from MSCI.

ESG % Coverage: The percentage of the fund and benchmark where MSCI ESG Research is available.

CO₂ Scope 1 Emission: A company's Scope 1 direct emissions (tCO₂e) from operations. The direct emissions data represents the final, MSCI reviewed and approved value based on the MSCI methodology, which selects the accurate value from available sources.

CO₂ Scope 2 Emission: A company's Scope 2 energy indirect emissions (tCO₂e) from operations. The energy indirect emissions data represents the final, MSCI reviewed and approved value based on the MSCI methodology, which selects the accurate value from available sources.

Total Carbon Intensity: Measures the fund or index's overall carbon intensity and carbon efficiency associated with its holdings, based on carbon expertise and research provided by MSCI. It uses the carbon intensity metrics at the company level (Scope 1 + Scope 2) per USUSD1 million of revenue. For government bonds, it uses total country carbon emissions per USUSD1 million GDP.

Wtd Avg (Weighted Average) Carbon Intensity: The underlying funds' exposure to carbon intensive holdings, calculated as the weighted average of the constituent's intensity metrics: Scope 1 + 2 Emissions per USD 1M revenue for corporates and total country carbon emissions per USD 1M GDP for government bonds.

Board Independence: Weighted average percentage of board members that meet the MSCI criteria for independence.

Female Directors: Weighted average percentage of female board members.

SFDR: Part of the EU's Sustainable Finance Action Plan, the Sustainable Finance Disclosure Regulation (SFDR, also known as Disclosure Regulation) aims to promote transparency on sustainability by ensuring that participants in the financial services sector provide consistent information to clients in relation to the sustainability of the products and services they provide. The supplement of the fund and the management company website contain further information on compliance with SFDR.

Article 6: The requirement under SFDR to describe the manner in which sustainability risks are integrated into investment decisions, or to provide an explanation of reasons why sustainability risks are deemed not to be relevant.

Article 8 Fund: A fund that, in accordance with the criteria outlined in Article 8 of SFDR, promotes, among other characteristics, environmental or social characteristics, or a combination of those characteristics and provided that the companies that the fund invests in follow good governance practices.

Article 9 Fund: A fund that, in accordance with the criteria outlined in Article 9 of SFDR has sustainable investment as its objective.

Certain information ©2021 MSCI ESG Research LLC. Reproduced by permission; no further distribution. This report contains certain information (the "Information") sourced from MSCI ESG Research LLC, or its affiliates or information providers (the "ESG Parties"). The information may only be used for your internal use, may not be reproduced or disseminated in any form and may not be used as a basis for, or a component of, any financial instruments or products or indices.

Although they obtain information from sources they consider reliable, none of the ESG Parties warrants or guarantees the originality, accuracy and/or completeness, of any data herein and expressly disclaim all express or implied warranties, including those of merchantability and fitness for a particular purpose.

None of the MSCI information is intended to constitute investment advice or a recommendation to make (or refrain from making) any kind of investment decision and may not be relied on as such, nor should it be taken as an indication or guarantee of any future performance, analysis, forecast or prediction. None of the ESG Parties shall have any liability for any errors or omissions in connection with any data herein, or any liability for any direct, indirect, special, punitive, consequential or any other damages (including lost profits) even if notified of the possibility of such damages.

¹ The ESG rating distribution table does not include cash positions and therefore may not total 100%.

MSCI ESG Business Involvement Screening Research: Provides research on company involvement in products and services, which allow investors to screen companies according to specific criteria motivated by ethical, impact, compliance or ESG risk considerations.

Summary definitions of each business screening are as follows:

UN Global Compact (UNGC) Violations: Percentage of companies in the fund or index that have been identified to have violated United Nations Global Compact principles. Data is based on MSCI ESG Controversies Research and MSCI ESG Global Norms Screening.

Controversial Weapons: Percentage of companies in the fund or index that have been identified to have ties to controversial weapons, including cluster munitions, land mines, biological and chemical weapons, depleted uranium weapons, blinding laser weapons, incendiary weapons, and/or non detectable fragments.

Conventional Weapons: Percentage of companies in the fund or index that have been identified to have ties to conventional weapons, weapons systems, component. and support systems and services.

Nuclear Weapons: Percentage of companies in the fund or index that have been identified to have ties to production of nuclear warheads and/or whole nuclear missiles, manufacture components that were developed or are significantly modified for exclusive use in nuclear weapons (warheads and missiles), manufacture or assemble delivery platforms that were developed or significantly modified for the exclusive delivery of nuclear weapons, provide auxiliary services related to nuclear weapons.

Civilian Firearms: Percentage of companies in the fund or index that have been identified to have ties to firearms, small-arms ammunitions including automatic and semi-automatic for the civilian market. The research excludes products exclusively sold for the military, government. and law enforcement markets.

Tobacco: Percentage of companies in the fund or index that have been identified to have ties to tobacco products, such as cigars, kreteks, smokeless tobacco, snuff, snus, dissolvable and chewing tobacco. This also includes companies that grow or process raw tobacco leaves.

Thermal Coal: Percentage of companies in the fund or index that have been identified to have ties to power from coal or derive revenue from thermal coal mining.

Oil Sands: Percentage of companies in the fund or index that have been identified to have ties to oil sands, in particular, reserve ownership and production activities.

Recreational Cannabis: Percentage of companies in the fund or index that have been identified to have ties to or derive revenue from recreational cannabis.

Contact Information

Client services

Telephone: 0800 085 8677

E-mail: invest@invesco.com
etf.invesco.com

Telephone calls may be recorded.

Issued by Invesco Investment Management Limited, Ground Floor, 2 Cumberland Place, Fenian Street, Dublin 2, Ireland.

Authorised in Ireland and regulated by the Central Bank of Ireland.