

Invesco Global Clean Energy UCITS ETF Dist

GCED

Fund objective


The Invesco Global Clean Energy UCITS ETF Dist aims to track the net total return performance of the WilderHill New Energy Global Innovation Index, less fees.

An investment in this fund is an acquisition of units in a passively managed, index tracking fund rather than in the underlying assets owned by the fund.

ETF information

Fund launch date	01 March 2021
Share class launch date	01 March 2021
Ongoing charge ¹	0.60% p.a.
Fund base currency	USD
Share class currency	USD
Currency hedged	No
Index	Wilderhill New Energy Global Innovation Index (USD)
Index currency	USD
Index Bloomberg ticker	NEXUSN
Replication method	Physical
UCITS compliant	Yes
Umbrella fund	Invesco Markets II plc
Investment manager	Invesco Capital Management LLC
Domicile	Ireland
Dividend treatment	Distributing
Dividend schedule	Quarterly
ISIN code	IE00BLRB0028
WKN	A2QGZW
VALOR	58080199
SEDOL	BN92QS7
Bloomberg ticker	GCED LN
Fund size	USD 42.77m
NAV per share	USD 18.38
Shares in issue	78,073
Distribution yield	0.80%
SFDR Classification	Article 8

Risk indicator



The Risk Indicator is subject to change and is correct based on the data available at the time of publication.

¹ Ongoing charge includes management fee, custody and administration costs but excludes transaction costs such as swap costs. Costs may increase or decrease as result of currency and exchange rate fluctuations. Consult the legal documents for further information on costs.

Investment risks

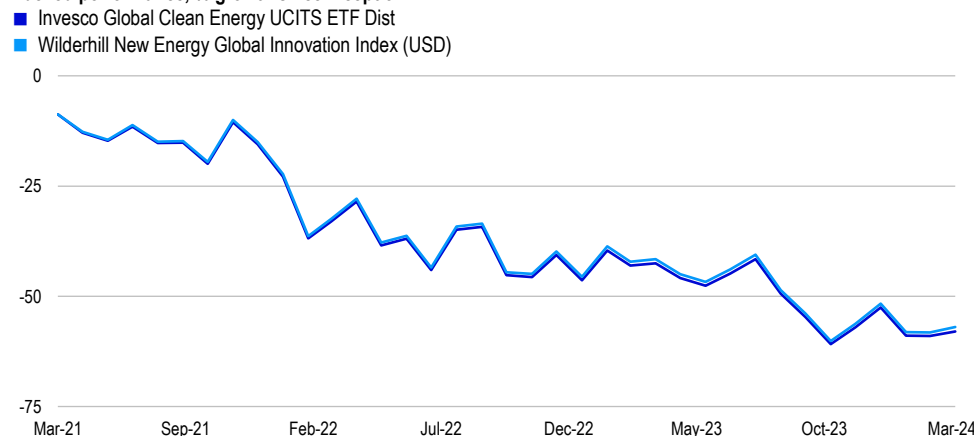
For complete information on risks, refer to the legal documents. The value of investments, and any income from them, will fluctuate. This may partly be the result of changes in exchange rates. Investors may not get back the full amount invested. As this fund invests primarily in small-sized companies, investors should be prepared to accept a higher degree of risk than for an ETF with a broader investment mandate. The value of equities and equity-related securities can be affected by a number of factors including the activities and results of the issuer and general and regional economic and market conditions. This may result in fluctuations in the value of the Fund. Investments into the clean energy sector are considerably exposed to investment trends focused on environmental factors and may have sensitivities towards ESG related government regulations and tax implications.

About the index

The WilderHill New Energy Global Innovation Index is designed to reflect the performance of global companies whose innovative technologies focus on the generation and use of cleaner energy, conservation, efficiency and the advancement of renewable energy. It is mainly composed of companies focused in wind, solar, biofuels, hydro, wave, tidal, geothermal and other relevant renewable energy businesses, as well as energy conversion, storage, conservation, efficiency, materials relating to those activities, carbon and greenhouse gas reduction, pollution control, emerging hydrogen and fuel cells. The index is reviewed and rebalanced quarterly.

Past performance does not predict future returns.

Indexed performance, % growth since inception



Cumulative performance as at 31 March 2024 (%)

	1Y	3Y	5Y	10Y	Fund inception
ETF	-26.99	-54.00	-	-	-58.02
Index	-26.35	-52.86	-	-	-56.98

Calendar year performance (%)

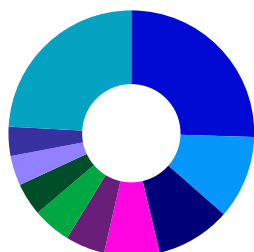
	2023	2022	2021	2020	2019	2018	2017	2016	2015	2014
ETF	-11.45	-30.49	-	-	-	-	-	-	-	-
Index	-11.13	-29.97	-	-	-	-	-	-	-	-

Standardised rolling 12 month performance (%)

	03.23	03.22	03.21	03.20	03.19	03.18	03.17	03.16	03.15	03.14
ETF	03.24	03.23	03.22	03.21	03.20	03.19	03.18	03.17	03.16	03.15
ETF	-26.99	-19.56	-21.67	-	-	-	-	-	-	-
Index	-26.35	-19.05	-20.93	-	-	-	-	-	-	-

Source: Invesco, Bloomberg L.P., FactSet. ETF performance shown is calculated with reference to the Net Asset Value, inclusive of net reinvested income and net of ongoing charges and portfolio transaction costs, in USD. The figures do not reflect the actual share price, the impact of the bid/offer spread or broker commissions. Returns may increase or decrease as a result of currency fluctuations. ETF NAV performance differs from that of the index due to the ongoing charges and portfolio transaction costs and due to the fact that the ETF does not necessarily always hold all the securities in the index in their respective weighting. This ETF does not charge an entry fee.

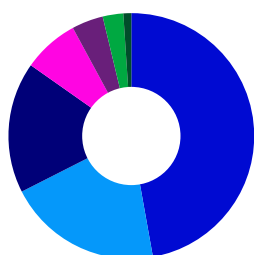
Geographic allocation (%)



United States	25.5
Taiwan	11.0
China	9.8
South Korea	7.3
Japan	5.2
Germany	5.0
Canada	4.3
France	3.9
Denmark	3.8
Others	24.1

Source: Invesco, as at 31 Mar 2024

Sector allocation (%)



Industrials	47.2
Utilities	20.3
Information technology	17.2
Consumer discretionary	7.4
Materials	4.1
Energy	2.7
Financials	1.0

Source: Invesco, as at 31 Mar 2024

Top exposures (%)	(Total holdings: 110)
Name	Weight
SHIHLIN ELECTRIC & ENGINEER TWD10	2.01
XINYI SOLAR HOLDINGS LTD HKD0.1	1.41
TOYO TANSO CO LTD NPV	1.37
LS ELECTRIC CO LTD KRW5000	1.34
Lotte Energy Materials Corp KRW500	1.27
CHUNG HSIN ELECTRIC & MACHIN TWD10	1.27
ENCAVIS AG NPV	1.24
FUGRO NV EUR 0.05	1.23
FLAT GLASS GROUP CO LTD-H HKD 0.2500	1.18
ATKORE INC. USD 0.01	1.17

Source: Invesco, as at 31 Mar 2024

Please see eff.invesco.com for ETP holdings information. Holdings are subject to change.

Important information

This marketing communication is for consumer use in Ireland only, and for professional investors in Belgium, Denmark, Finland, Luxembourg, the Netherlands, Norway, Portugal, Spain, Sweden, Switzerland and Qualified Clients/Sophisticated Investors in Israel; in Singapore for Institutional Investors/Accredited Investors only and for financial intermediaries in the United States.

By accepting this material, you consent to communicate with us in English, unless you inform us otherwise.

For information on our funds and the relevant risks, refer to the Key Information Documents/Key Investor Information Documents (local languages) and Prospectus (English, French, German), and the financial reports, available from www.invesco.eu. A summary of investor rights is available in English from www.invescomanagementcompany.ie. The management company may terminate marketing arrangements.

This is marketing material and not financial advice. It is not intended as a recommendation to buy or sell any particular asset class, security or strategy. Regulatory requirements that require impartiality of investment/investment strategy recommendations are therefore not applicable nor are any prohibitions to trade before publication.

UCITS ETF's units / shares purchased on the secondary market cannot usually be sold directly back to UCITS ETF. Investors must buy and sell units / shares on a secondary market with the assistance of an intermediary (e.g. a stockbroker) and may incur fees for doing so. In addition, investors may pay more than the current net asset value when buying units / shares and may receive less than the current net asset value when selling them.

THE WILDERHILL NEW ENERGY GLOBAL INNOVATION INDEX IS SPONSORED BY WILDERHILL NEW ENERGY FINANCE, LLC ("WILDERHILL") AND IS CALCULATED AND PUBLISHED BY SOLACTIVE AG. NEITHER INVESCO NOR THE INVESCO GLOBAL CLEAN ENERGY UCITS ETF, BASED ON THE WILDERHILL NEW ENERGY GLOBAL INNOVATION INDEX ARE SPONSORED, ENDORSED, SOLD OR PROMOTED BY WILDERHILL OR SOLACTIVE AG, AND WILDERHILL AND SOLACTIVE AG MAKE NO REPRESENTATION REGARDING THE ADVISABILITY OF INVESTING IN THE PRODUCT.

For the full objectives and investment policy please consult the current prospectus.

Any investment decision should take into account all the characteristics of the fund as described in the legal documents.

For sustainability related aspects, please refer to <https://www.invescomanagementcompany.ie/dub-manco>

No action has been taken or will be taken in Israel that would permit a public offering of the Fund or distribution of this document to the public. This Fund has not been approved by the Israel Securities Authority (the ISA). The Fund shall only be sold in Israel to an investor of the type listed in the First Schedule to the Israeli Securities Law, 1968, who in each case have provided written confirmation that they qualify as Sophisticated Investors, and that they are aware of the consequences of such designation and agree thereto and further that the Fund is being purchased for its own account and not for the purpose of re-sale or distribution other than, in the case of an offeree which is an Sophisticated Investor, where such offeree is purchasing product for another party which is an Sophisticated Investor. This document may not be reproduced or used for any other purpose, nor be furnished to any other person other than those to whom copies have been sent. Nothing in this document should be considered investment advice or investment marketing as defined in the Regulation of Investment Advice, Investment Marketing and Portfolio Management Law, 1995 ("the Investment Advice Law"). Neither Invesco Ltd. nor its subsidiaries are licensed under the Investment Advice Law, nor does it carry the insurance as required of a licensee thereunder. This document does not constitute an offer to sell or solicitation of an offer to buy any securities or fund units other than the fund offered hereby, nor does it constitute an offer to sell to or solicitation of an offer to buy from any person in any state or other jurisdiction in which such offer or solicitation would be unlawful, or in which the person making such offer or solicitation is not qualified to do so, or to a person to whom it is unlawful to make such offer or solicitation.

This product is offered in Belgium under the Public Offer Exemption. This material is intended only for professional investors and may not be used for any other purpose nor passed on to any other investor in Belgium.

The offer of the Fund in Switzerland is directed at qualified investors pursuant to Article 10 CISA. The representative and paying agent in Switzerland is BNP PARIBAS, Paris, Zurich Branch, Selnaustrasse 16 8002 Zürich. The Prospectus, Key Information Document, and financial reports may be obtained free of charge from the Representative. The ETFs are domiciled in Ireland.

This advertisement has not been reviewed by the Monetary Authority of Singapore. This document is provided to Institutional/Accredited Investors only in Singapore. Not for further distribution. The strategy or strategies mentioned in this document (if any) may be adopted by a fund or different funds. The fund(s) as mentioned in this document (where applicable) (the "Fund") is a restricted foreign scheme in Singapore. The Fund is not authorized or recognised by the Monetary Authority of Singapore (the "MAS") and the Interests of the Fund are not allowed to be offered to the retail public in Singapore. Each of the information memorandum of the Fund and any other document issued as part of the same is not a prospectus as defined in the Securities and Futures Act (the "SFA"). Accordingly, statutory liability under the SFA in relation to the content of prospectuses does not apply. You should consider carefully whether the investment is suitable for you. This document may not be circulated or distributed, nor may the Interests of the Fund be offered or sold, or be made the subject of an invitation for subscription or purchase, whether directly or indirectly, to persons in Singapore other than (i) to an institutional investor under Section 304 of the SFA, (ii) to a relevant person pursuant to Section 305(1) of the SFA, (iii) to any person who meets the requirements of an offer made pursuant to Section 305(2) of the SFA, or (iv) pursuant to, and in accordance with the conditions of, any other applicable provision of the SFA. As the Fund(s) is/are not denominated in Singapore dollars, eligible investors must be aware of their exposure to foreign currency exchange risk. This document is issued in Singapore by Invesco Asset Management Singapore Ltd, 9 Raffles Place, #18-01 Republic Plaza, Singapore 048619.

This document is intended for distribution to US financial intermediaries for informational purposes and in relation to their activities with offshore clients only. The Funds are not registered under any US securities law, and may not be offered or sold directly or indirectly in the US, its territories or possessions, nor to any US persons, citizens or residents. The Funds are not offered for sale in any jurisdiction in which the Funds are not authorized to be publicly sold. The Funds must not be marketed on US soil. Invesco Investment Management Limited (IIML) is the manager of Invesco ETFs. IIML will provide promotional services and support to Invesco Distributors, Inc. ("Broker Dealer") acting on an execution only basis. By receiving the present communication from IIML, the Broker Dealer agrees and confirms that they: (i) will only promote the ETFs to US offshore investors; (ii) are aware the ETFs are not registered for distribution or promotion to US onshore investors; (iii) will comply with the ETFs' target markets as defined by IIML, and published on www.eff.invesco.com; (iv) will comply with all local distribution rules, including, but not limited to, private placement US Securities Act for US offshore activities; (v) will provide the necessary information to allow IIML to carry out due diligence on the Broker Dealer; (vi) will complete and maintain sufficient due diligence on their investors to establish and confirm that the investors are not US onshore investors; and (vii) will immediately cease promotion of the ETFs to any investors who they become aware are not US offshore investors and will inform Invesco if this occurs. Issued in the US by Invesco Distributors, Inc., 11 Greenway Plaza, Suite 1000, Houston, Texas 77046, USA. Invesco Distributors, Inc. is the appointed US sub-distributor of Invesco Investment Management Limited, Ground Floor, 2 Cumberland Place, Fenian Street, Dublin 2, Ireland, authorized and regulated by the Central Bank of Ireland. All entities are indirect, wholly owned subsidiaries of Invesco Ltd.

This material has been communicated by Invesco Investment Management Limited, Ground Floor, 2 Cumberland Place, Fenian Street, Dublin 2, Ireland, regulated by the Central Bank of Ireland, by Invesco Asset Management Limited, Perpetual Park, Perpetual Park Drive, Henley-on-Thames, Oxfordshire, RG9 1HH, United Kingdom, by Invesco Asset Management (Schweiz) AG, Talacker 34, 8001 Zurich, Switzerland.

Glossary

Benchmark: An index against which the ETF is measured, in terms of relative performance, risk and other useful comparisons.

Distribution Yield: The distribution yield is a measurement of cash flow being paid. It's the sum of the distributions over 12 months divided by the net asset value (NAV) of the fund.

ESG: Environmental, Social and Governance, three key factors in measuring sustainability and societal impact of a company.

ETF: Exchange traded fund. A type of fund that is traded on the stockmarket like ordinary shares. ETFs can be bought and sold during trading hours, like ordinary shares, whereas other types of funds are priced once a day only.

Factors: An investment approach that seeks to identify and invest in securities that display certain quantifiable characteristics. Common examples of factors include Value, Quality and Momentum. A factor strategy may seek to target just one factor or combine multiple factors.

Hedged: The intended result of reducing the portfolio's exposure to a specific risk, such as the risk of fluctuations between currency exchange rates ("currency hedging").

Physical Replication: Physical funds invest directly in constituents of the benchmark index.

Replication Method: Strategy employed by the fund to achieve its objective.

UCITS: Undertakings for Collective Investments in Transferable Securities. European regulatory framework for an investment vehicle that can be marketed across the European Union.

ESG Supplement

As at 28 March 2024

Article 6 SFDR

For the purposes of meeting the requirements of Article 6 SFDR, we have disclosed information on Sustainability Risks in the Prospectus Addendum found on [etf.invesco.com](https://www.etf.invesco.com)

Article 8 SFDR

We consider that this fund is promoting environmental or social characteristics and meets the criteria in Article 8 of the SFDR. For further information please refer to the Prospectus Addendum and the index provider's methodology found on [etf.invesco.com](https://www.etf.invesco.com)

Invesco's Commitment to ESG

At Invesco, our commitment to ESG investing is a key element of our ambition to be the most client-centric asset manager.

Environmental, social, and governance (ESG) considerations are a critical part of our corporate culture, and we appreciate they also may be important in your own investment strategy.

Although not all of our ETFs follow an index with specific ESG characteristics, the information on this page provides transparency to help you identify long-term risks and opportunities in your investments.

Business involvement screens can help you gain better insights into potentially controversial business activities that a fund or index may be exposed to.

All ESG, carbon emissions, and business involvement data are sourced from MSCI ESG Research. In order to assess the ESG profile, the fund or index must have at least 10 securities or constituents, and 65% of the fund's weight must be covered by MSCI ESG Research. For more details, please see MSCI's methodology on www.msci.com

Important ESG Information

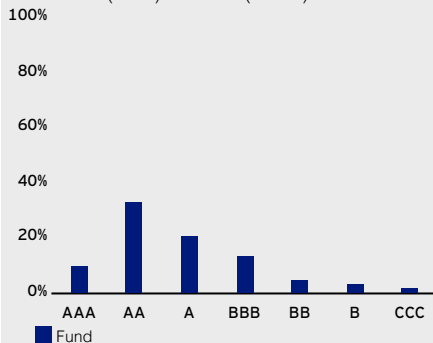
The above information is for illustrative purposes only. Providing this information is not indicative of how or whether ESG factors will be integrated into a fund. Unless otherwise stated in the legal offering documents (fund and share class specific Key Investor Information Document (KIID), prospectus, annual & semi-annual reports), the ESG information provided on this page does not change a fund's investment objective or policy or constrain the fund's investable universe. For more information regarding a fund's investment strategy, please see the fund's prospectus, available free of charge on our website [etf.invesco.com](https://www.etf.invesco.com) and from the issuers. The rating may vary from one rating agency to another. The rating may change over time and is not a guarantee of future performance of the fund.

ESG Profile ¹	Fund
ESG Fund Rating (AAA-CCC)	A
ESG Quality Score (0-10)	6.7
Environmental Pillar Score	6.5
Social Pillar Score	5.1
Governance Pillar Score	5.9
ESG % Coverage	89.7

Carbon Footprint ¹	Fund
Scope 1 Emissions (tons CO ₂ e)	873.9
Scope 2 Emissions (tons CO ₂ e)	1,008.7
Total Carbon Intensity (tons CO ₂ e/USDm)	84.3
Wtd Avg Carbon Intensity (tons CO ₂ e/USDm)	128.9

MSCI ESG Rating Distribution¹

Distribution of ESG Ratings across the fund from AAA (best) to CCC (worst).



ESG Trend Momentum¹

The percentage of companies held by the fund or index that have improved their ESG Rating, (positive), have no change (stable) or worsened (negative) since the previous rating.

Trend	Fund
Positive	23.7%
Stable	66.1%
Negative	5.6%
Unrated	4.6%

Corporate Governance	Fund
Board Independence	58.1%
Female Directors	24.3%

Business Screening and Exclusions	Fund
UN Global Compact Violations	-
Civilian Firearms	-
Controversial Weapons	-
Conventional Weapons	-
Nuclear Weapons	-
Tobacco	-
Thermal Coal	-
Oil Sands	-
Recreational Cannabis	-

ESG Rating Distribution by Sector ^{1,2}	AAA	AA	A	BBB	BB	B	CCC	Not Rated
Communication Services	-	-	-	-	-	-	-	-
Consumer Discretionary	1.7%	1.7%	1.4%	1.6%	-	-	0.9%	-
Consumer Staples	-	-	-	-	-	-	-	-
Energy	-	1.1%	-	0.9%	0.7%	-	-	-
Financials	-	1.0%	-	-	-	-	-	-
Health Care	-	-	-	-	-	-	-	-
Industrials	3.4%	13.6%	11.4%	6.6%	2.2%	1.9%	-	-
Information Technology	0.9%	4.7%	3.3%	3.1%	1.6%	0.8%	1.3%	-
Materials	1.0%	-	2.2%	-	-	-	-	-
Real Estate	-	-	-	-	-	-	-	-
Utilities	3.4%	11.5%	2.7%	-	0.8%	0.9%	-	-
Other	-	-	-	1.7%	-	-	-	9.7%

Glossary

MSCI ESG Fund Rating: The Fund's ESG rating is designed to assess the resilience of the fund's aggregate holdings to long-term, financially relevant ESG risks and should facilitate the ability to rank or screen mutual funds and ETFs on a AAA to CCC ratings scale. This rating aims to provide fund level transparency and measures the ESG characteristics of the total portfolio. It is calculated as a direct mapping of MSCI ESG Quality Scores to letter rating categories. ESG Leaders are holdings with an ESG rating of AAA or AA (best in class), and ESG Laggards are holdings with an ESG rating of B or CCC.

MSCI ESG Quality Score: Calculated as the weighted average of the underlying holding's ESG scores, excluding any underlying holding where this information is not available. It is provided on a 0-10 scale, with 0 and 10 being the respective lowest and highest possible scores. MSCI scores underlying holdings according to their exposure to and management of key ESG issues, which are divided into three pillars: environmental, social and governance.

ESG % Coverage: The percentage of the fund and benchmark where MSCI ESG Research is available.

CO₂ Scope 1 Emission: A company's Scope 1 direct emissions (tCO₂e) from operations. The direct emissions data represents the final, MSCI reviewed and approved value based on the MSCI methodology, which selects the accurate value from available sources.

CO₂ Scope 2 Emission: A company's Scope 2 energy indirect emissions (tCO₂e) from operations. The energy indirect emissions data represents the final, MSCI reviewed and approved value based on the MSCI methodology, which selects the accurate value from available sources.

Total Carbon Intensity: Measures the fund or index's overall carbon intensity and carbon efficiency associated with its holdings, based on carbon expertise and research provided by MSCI. It uses the carbon intensity metrics at the company level (Scope 1 + Scope 2) per USUSD1 million of revenue. For government bonds, it uses total country carbon emissions per USUSD1 million GDP.

Wtd Avg (Weighted Average) Carbon Intensity: The underlying funds' exposure to carbon intensive holdings, calculated as the weighted average of the constituent's intensity metrics: Scope 1 + 2 Emissions per USD 1M revenue for corporates and total country carbon emissions per USD 1M GDP for government bonds.

Board Independence: Weighted average percentage of board members that meet the MSCI criteria for independence.

Female Directors: Weighted average percentage of female board members.

SFDR: Part of the EU's Sustainable Finance Action Plan, the Sustainable Finance Disclosure Regulation (SFDR, also known as Disclosure Regulation) aims to promote transparency on sustainability by ensuring that participants in the financial services sector provide consistent information to clients in relation to the sustainability of the products and services they provide. The supplement of the fund and the management company website contain further information on compliance with SFDR.

Article 6: The requirement under SFDR to describe the manner in which sustainability risks are integrated into investment decisions, or to provide an explanation of reasons why sustainability risks are deemed not to be relevant.

Article 8 Fund: A fund that, in accordance with the criteria outlined in Article 8 of SFDR, promotes, among other characteristics, environmental or social characteristics, or a combination of those characteristics and provided that the companies that the fund invests in follow good governance practices.

Article 9 Fund: A fund that, in accordance with the criteria outlined in Article 9 of SFDR has sustainable investment as its objective.

Certain information ©2024 MSCI ESG Research LLC. Reproduced by permission; no further distribution. This report contains certain information (the "Information") sourced from MSCI ESG Research LLC, or its affiliates or information providers (the "ESG Parties"). The information may only be used for your internal use, may not be reproduced or disseminated in any form and may not be used as a basis for, or a component of, any financial instruments or products or indices.

Although they obtain information from sources they consider reliable, none of the ESG Parties warrants or guarantees the originality, accuracy and/or completeness, of any data herein and expressly disclaim all express or implied warranties, including those of merchantability and fitness for a particular purpose.

None of the MSCI information is intended to constitute investment advice or a recommendation to make (or refrain from making) any kind of investment decision and may not be relied on as such, nor should it be taken as an indication or guarantee of any future performance, analysis, forecast or prediction. None of the ESG Parties shall have any liability for any errors or omissions in connection with any data herein, or any liability for any direct, indirect, special, punitive, consequential or any other damages (including lost profits) even if notified of the possibility of such damages.

¹ ESG and carbon data is sourced from MSCI at the security level. All ESG metrics are calculated by FE FundInfo, replicating the MSCI methodology, using the underlying holdings of the portfolio. For more details, please see MSCI's methodology www.msci.com

² The ESG rating distribution table does not include cash positions and therefore may not total 100%.

MSCI ESG Business Involvement Screening Research: Provides research on company involvement in products and services, which allow investors to screen companies according to specific criteria motivated by ethical, impact, compliance or ESG risk considerations.

Summary definitions of each business screening are as follows:

UN Global Compact (UNGC) Violations: Percentage of companies in the fund or index that have been identified to have violated United Nations Global Compact principles. Data is based on MSCI ESG Controversies Research and MSCI ESG Global Norms Screening.

Controversial Weapons: Percentage of companies in the fund or index that have been identified to have ties to controversial weapons, including cluster munitions, land mines, biological and chemical weapons, depleted uranium weapons, blinding laser weapons, incendiary weapons, and/or non detectable fragments.

Conventional Weapons: Percentage of companies in the fund or index that have been identified to have ties to conventional weapons, weapons systems, component. and support systems and services.

Nuclear Weapons: Percentage of companies in the fund or index that have been identified to have ties to production of nuclear warheads and/or whole nuclear missiles, manufacture components that were developed or are significantly modified for exclusive use in nuclear weapons (warheads and missiles), manufacture or assemble delivery platforms that were developed or significantly modified for the exclusive delivery of nuclear weapons, provide auxiliary services related to nuclear weapons.

Civilian Firearms: Percentage of companies in the fund or index that have been identified to have ties to firearms, small-arms ammunitions including automatic and semi-automatic for the civilian market. The research excludes products exclusively sold for the military, government. and law enforcement markets.

Tobacco: Percentage of companies in the fund or index that have been identified to have ties to tobacco products, such as cigars, kreteks, smokeless tobacco, snuff, snus, dissolvable and chewing tobacco. This also includes companies that grow or process raw tobacco leaves.

Thermal Coal: Percentage of companies in the fund or index that have been identified to have ties to power from coal or derive revenue from thermal coal mining.

Oil Sands: Percentage of companies in the fund or index that have been identified to have ties to oil sands, in particular, reserve ownership and production activities.

Recreational Cannabis: Percentage of companies in the fund or index that have been identified to have ties to or derive revenue from recreational cannabis.

Contact Information

Client services

Telephone: 0800 085 8677

E-mail: invest@invesco.com
etf.invesco.com

Telephone calls may be recorded.

Issued by Invesco Investment Management Limited, Ground Floor, 2 Cumberland Place, Fenian Street, Dublin 2, Ireland.

Authorised in Ireland and regulated by the Central Bank of Ireland.