

# Invesco EQQQ NASDAQ-100 UCITS ETF EUR Hdg Acc

As of 31 August 2020

This factsheet is for use in Ireland only.



## Fund objective

The Invesco EQQQ NASDAQ-100 UCITS ETF aims to provide the performance of the NASDAQ-100 Notional Net Total Return Index, less fees.

## ETF information

Fund launch date	02 December 2002
Share class launch date	17 October 2017
Ongoing charge	0.35% p.a.
Fund base currency	USD
Share class currency	EUR
Currency hedged	Yes
Index	NASDAQ-100 Notional Net Total Return Index
Index currency	EUR
Replication method	Physical
UCITS compliant	Yes
Umbrella fund	Invesco Markets III plc
Investment manager	Invesco Capital Management LLC
Domicile	Ireland
Dividend treatment	Accumulating
ISIN code	IE00BYVTMS52
SEDOL	BDFCGD6
Fund size	USD 4,895.09m
NAV per share	EUR 232.76
Shares in issue	815,044

## Risk and reward profile

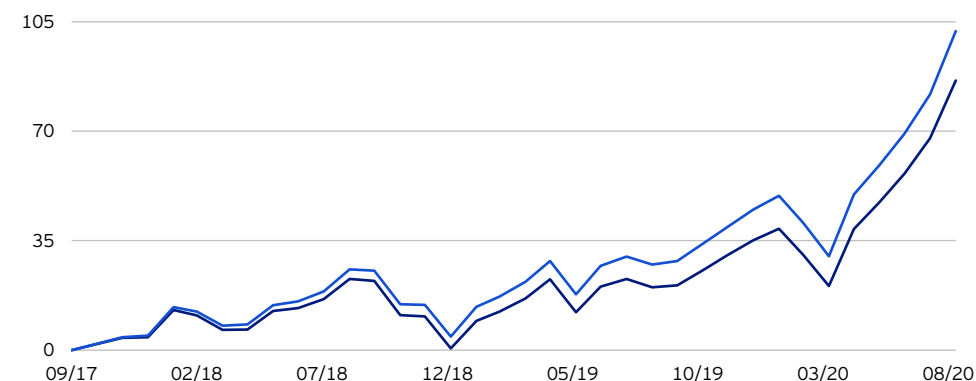
Lower risk ← Higher risk  
Typically lower rewards ← Typically higher rewards

1	2	3	4	5	6	7
---	---	---	---	---	---	---

Where 1 is lower risk and potentially lower return and 7 is higher risk and potentially higher return.

## Indexed performance, % growth since inception

- Invesco EQQQ NASDAQ-100 UCITS ETF EUR Hdg Acc
- NASDAQ-100 Notional Net Total Return Index



## Cumulative performance as at 31 August 2020

Performance (%)	3M	1Y	3Y	5Y	Fund inception
ETF	26.34	55.04	-	-	86.21
Index <sup>1</sup>	26.93	58.54	-	-	102.02

## Calendar year performance

	2019	2018	2017	2016	2015
ETF	34.33	-3.43	-	-	-
Index <sup>1</sup>	38.99	-0.29	-	-	-

## Standardised rolling 12 month performance

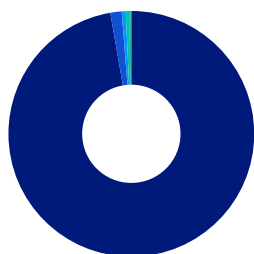
	31.08.19	31.08.18	31.08.17	31.08.16	31.08.15
ETF	55.04	-2.18	-	-	-
Index <sup>1</sup>	58.54	1.25	-	-	-

**Past performance is not a guide to future returns.** Source: Invesco, Bloomberg L.P., FactSet. ETF performance shown is calculated with reference to the Net Asset Value, inclusive of net reinvested income and net of ongoing charges and portfolio transaction costs, in EUR. The figures do not reflect the actual share price, the impact of the bid/offer spread or broker commissions. ETF NAV performance differs from that of the index due to the ongoing charges and portfolio transaction costs and due to the fact that the ETF does not necessarily always hold all the securities in the index in their respective weighting. This ETF does not charge an entry fee. For share classes with fewer than five 12 month periods since launch, performance data does not exist for some of the periods covered in the standardised 12 month performance table.

<sup>1</sup>The NASDAQ-100 Index includes 100 of the largest US and international non-financial securities listed on The NASDAQ Stock Market® (NASDAQ®) based on market capitalisation. The index reflects companies across major industry groups including computer hardware and software, telecommunications, retail/wholesale trade and biotechnology. It does not contain securities of financial companies including investment companies. On 5 April 2011, NASDAQ OMX announced that the NASDAQ-100 Index would undergo a Special Rebalance in order to bring the weights of the index securities closer in line with their actual market capitalisations.

<b>Top ETF holdings (%)</b> (Total holdings: 103)	
<b>Name</b>	<b>Weight</b>
Apple	14.27
Amazon	10.98
Microsoft	10.91
Facebook 'A'	4.50
Tesla Motors	3.76
Alphabet 'A'	3.58
Alphabet 'C'	3.50
Nvidia	2.68
Adobe Systems	2.01
PayPal	1.95

#### Geographic allocation (%)

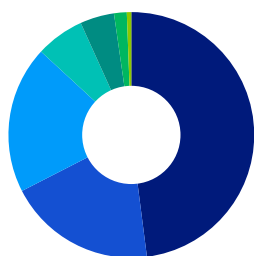


United States	97.25
China	1.50
Netherlands	0.52
Argentina	0.47
Israel	0.15
United Kingdom	0.11

The Geographic allocation may not total 100%, as only the top 10 largest geographic allocations are being illustrated.

Source: Invesco, as at **31 Aug 2020**

#### Sector allocation (%)



Information technology	47.97
Consumer discretionary	19.50
Communication services	19.40
Health care	6.38
Consumer staples	4.49
Industrials	1.67
Utilities	0.59

Source: Invesco, as at **31 Aug 2020**

Please see [etf.invesco.com](http://etf.invesco.com) for ETF holdings information. Holdings are subject to change.

#### Investment risk

The value of investments, and any income from them, will fluctuate. This may partly be the result of changes in exchange rates. Investors may not get back the full amount invested.

#### Important information

This document contains information that is for discussion purposes only, and is intended for investors in Ireland only.

All investment decisions must be based only on the most up to date legal offering documents. The legal offering documents (fund and share class specific Key Investor Information Document (KIID), prospectus, annual & semi-annual reports, articles) are available free of charge on our website [etf.invesco.com](http://etf.invesco.com) and from the issuers or relevant information agent.

This document is marketing material and is not intended as a recommendation to buy or sell any particular asset class, security or strategy. Regulatory requirements that require impartiality of investment/investment strategy recommendations are therefore not applicable nor are any prohibitions to trade before publication.

This document should not be considered financial advice. Persons interested in acquiring the product should inform themselves as to (i) the legal requirements in the countries of their nationality, residence, ordinary residence or domicile; (ii) any foreign exchange controls and (iii) any relevant tax consequences.

Any calculations and charts set out herein are indicative only, make certain assumptions and no guarantee is given that future performance or results will reflect the information herein. For details on fees and other charges, please consult the prospectus, the KIID and the supplement of each product.

Please note there is no guarantee the targets will be achieved.

UCITS ETF's units / shares purchased on the secondary market cannot usually be sold directly back to UCITS ETF. Investors must buy and sell units / shares on a secondary market with the assistance of an intermediary (e.g. a stockbroker) and may incur fees for doing so. In addition, investors may pay more than the current net asset value when buying units / shares and may receive less than the current net asset value when selling them.

NASDAQ® and NASDAQ-100 IndexSM are trade/service marks of The Nasdaq Stock Market, Inc. (which with its affiliates is referred to as the "Corporations") and are licensed for use by Invesco. The Product(s) have not been passed on by the Corporations as to their legality or suitability. The Product(s) are not issued, endorsed, sold, or promoted by the Corporations. THE CORPORATIONS MAKE NO WARRANTIES AND BEAR NO LIABILITY WITH RESPECT TO THE PRODUCT(S).

For the full objectives and investment policy please consult the current prospectus.

This document has been communicated in Ireland by Invesco Investment Management Limited, Central Quay, Riverside IV, Sir John Rogerson's Quay, Dublin 2, Ireland.

#### Glossary

**ETF:** Exchange traded fund. A type of fund that is traded on the stockmarket like ordinary shares. ETFs can be bought and sold during trading hours, like ordinary shares, whereas other types of funds are priced once a day only.

**Ongoing charge:** is based on annualised expenses. It excludes portfolio transaction costs.

**Hedged:** Foreign exchange forward contracts are used to hedge asset classes, i.e., to protect them against currency fluctuations. The objective is to achieve a performance that is just as great as the performance of the underlying currency.

**Replication Method:** Strategy employed by the fund to achieve its objective. Physical funds invest directly in constituents of the benchmark index

**UCITS:** An abbreviation for "Undertakings for Collective Investment in Transferable Securities". In a European legal context, these are investment funds that invest in legally defined types of securities and other financial instruments (securities funds).

**Distribution Yield:** The distribution yield is a measurement of cash flow being paid. It's the sum of the distributions over 12 months divided by the net asset value (NAV) of the fund.

**Preferred securities:** A term used in the US for shares that are given precedence over other shares.