

As of 29 February 2024

# Invesco S&P China A 300 Swap UCITS ETF Acc

C300

## Fund objective

The Invesco S&P China A 300 Swap UCITS ETF Acc aims to track the net total return performance of the S&P China A 300 Index, less fees.

**An investment in this fund is an acquisition of units in a passively managed, index tracking fund rather than in the underlying assets owned by the fund.**

## ETF information

|                             |   |
|-----------------------------|---|
| Fund launch date            | 05 May 2022   |
| Share class launch date     | 05 May 2022   |
| Ongoing charge <sup>1</sup> | 0.35% p.a.  |
| Swap fee <sup>1</sup>       | -4.07% p.a.   |
| Fund base currency          | USD   |
| Share class currency        | USD   |
| Currency hedged             | No  |
| Index                       | S&P China A 300 Index (USD)                         |
| Index currency              | USD   |
| Index Bloomberg ticker      | SPC300UN  |
| Replication method          | Synthetic   |
| UCITS compliant             | Yes   |
| Umbrella fund               | Invesco Markets plc                                 |
| Investment manager          | Assenagon Asset Management S.A.                     |
| Custodian                   | Northern Trust Fiduciary Services (Ireland) Limited |
| Domicile                    | Ireland   |
| UK reporting status         | Yes   |
| ISA eligible                | Yes   |
| SIPP eligible               | Yes   |
| Dividend treatment          | Accumulating  |
| ISIN code                   | IE000K9Z3SF5  |
| SEDOL                       | BP6G0Z1   |
| Bloomberg ticker            | C300 LN   |
| Fund size                   | USD 9.79m   |
| NAV per share               | USD 4.34  |
| Shares in issue             | 2,255,083   |
| SFDR Classification         | Article 6   |

<sup>1</sup> Ongoing charge includes management fee, custody and administration costs but excludes transaction costs such as swap costs. The total cost is the sum of the ongoing charge figure and swap fee. Costs may increase or decrease as a result of currency and exchange rate fluctuations. Consult the legal documents for further information on costs.

## Investment risks

For complete information on risks, refer to the legal documents. The value of investments, and any income from them, will fluctuate. This may partly be the result of changes in exchange rates. Investors may not get back the full amount invested. As a large portion of this fund is invested in less developed countries, investors should be prepared to accept a higher degree of risk than for an ETF that invests only in developed markets. The Fund's ability to track the benchmark's performance is reliant on the counterparties to continuously deliver the performance of the benchmark in line with the swap agreements and would also be affected by any spread between the pricing of the swaps and the pricing of the benchmark. The insolvency of any institutions providing services such as safekeeping of assets or acting as counterparty to derivatives or other instruments, may expose the Fund to financial loss. The Fund might be concentrated in a specific region or sector or be exposed to a limited number of positions, which might result in greater fluctuations in the value of the Fund than for a fund that is more diversified. The value of equities and equity-related securities can be affected by a number of factors including the activities and results of the issuer and general and regional economic and market conditions. This may result in fluctuations in the value of the Fund. The fund might purchase securities that are not contained in the reference index and will enter into swap agreements to exchange the performance of those securities for the performance of the reference index. The Fund's performance may be adversely affected by variations in the exchange rates between the base currency of the Fund and the currencies to which the Fund is exposed.

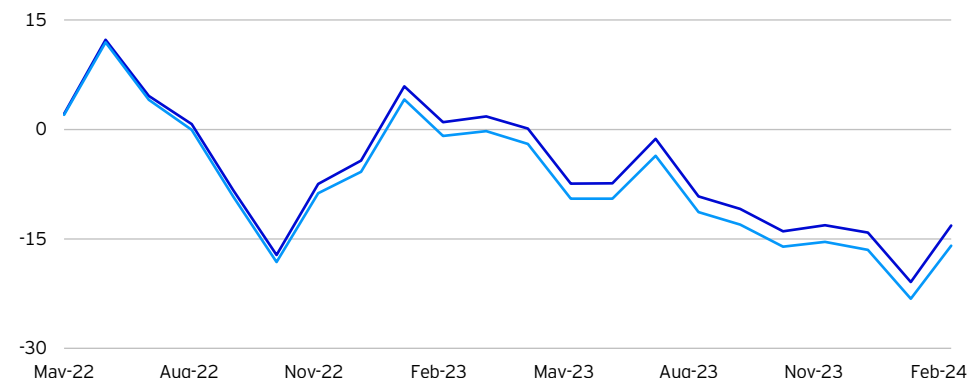
## About the index

The S&P China A 300 Index is designed to measure the performance of the 300 largest and most liquid stocks, as measured by total market capitalisation, in the China A-Shares market, while representing the sector balance of the broad market, subject to liquidity and Earnings per Share ("EPS") screens. The Index is rebalanced semi-annually.

**Past performance does not predict future returns.**

## Indexed performance, % growth since inception

- Invesco S&P China A 300 Swap UCITS ETF Acc
- S&P China A 300 Index (USD)



## Cumulative performance as at 29 February 2024 (%)

|       | 1Y     | 3Y | 5Y | 10Y | Fund inception |
|-------|--------|----|----|-----|----------------|
| ETF   | -14.04 | -  | -  | -   | -13.20         |
| Index | -15.21 | -  | -  | -   | -15.96         |

## Calendar year performance (%)


|       | 2023   | 2022 | 2021 | 2020 | 2019 | 2018 | 2017 | 2016 | 2015 | 2014 |
|-------|--------|------|------|------|------|------|------|------|------|------|
| ETF   | -10.28 | -    | -    | -    | -    | -    | -    | -    | -    | -    |
| Index | -11.37 | -    | -    | -    | -    | -    | -    | -    | -    | -    |

## Standardised rolling 12 month performance (%)

|       | 02.23  | 02.22 | 02.21 | 02.20 | 02.19 | 02.18 | 02.17 | 02.16 | 02.15 | 02.14 |
|-------|--------|-------|-------|-------|-------|-------|-------|-------|-------|-------|
|       | 02.24  | 02.23 | 02.22 | 02.21 | 02.20 | 02.19 | 02.18 | 02.17 | 02.16 | 02.15 |
| ETF   | -14.04 | -     | -     | -     | -     | -     | -     | -     | -     | -     |
| Index | -15.21 | -     | -     | -     | -     | -     | -     | -     | -     | -     |

Source: Invesco, Bloomberg L.P., FactSet. ETF performance shown is calculated with reference to the Net Asset Value, inclusive of net reinvested income and net of ongoing charges and portfolio transaction costs, in USD. The figures do not reflect the actual share price, the impact of the bid/offer spread or broker commissions. Returns may increase or decrease as a result of currency fluctuations. ETF NAV performance differs from that of the index due to the ongoing charges and portfolio transaction costs and due to the fact that the ETF does not necessarily always hold all the securities in the index in their respective weighting. This ETF does not charge an entry fee.

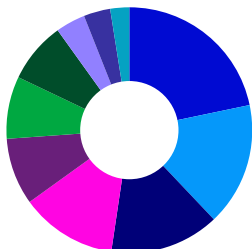
## Geographic allocation (%)



■ China 100.0

Source: Invesco, as at 31 Jan 2024

## Sector allocation (%)



■ Financials 21.7  
■ Industrials 16.2  
■ Consumer staples 14.4  
■ Information technology 12.7  
■ Materials 8.8  
■ Consumer discretionary 8.2  
■ Health care 8.0  
■ Utilities 3.9  
■ Energy 3.5  
■ Others 2.5

Source: Invesco, as at 31 Jan 2024

Index components data is delayed and/or limited due to licensing restrictions applied by the index provider.

## Top exposures (%)

| Name                  | Weight |
|-----------------------|--------|
| MOUTAI ORD A          | 6.20   |
| MERCHANTS BANK ORD A  | 2.70   |
| CN PING AN ORD A      | 2.50   |
| AMPEREX TECH ORD A    | 2.50   |
| MIDEA GROUP ORD A     | 1.90   |
| IND BANK ORD A        | 1.70   |
| YANGTZE POWER ORD A   | 1.70   |
| WULIANGYE ORD A       | 1.60   |
| AGRI BANK OF CN ORD A | 1.40   |
| CITIC ORD A           | 1.20   |

Source: Invesco, as at 29 Feb 2024

Please see [etf.invesco.com](https://etf.invesco.com) for ETP holdings information. Holdings are subject to change.

## Important information

This marketing communication is for consumer use in the UK only. This document contains information that is for discussion purposes only.

For information on our funds and the relevant risks, refer to the Key Information Documents/Key Investor Information Documents (local languages) and Prospectus (English, French, German), and the financial reports, available from [www.invesco.eu](https://www.invesco.eu). A summary of investor rights is available in English from [www.invesco.com/managementcompany.ie](https://www.invesco.com/managementcompany.ie). The management company may terminate marketing arrangements.

This is marketing material and not financial advice. It is not intended as a recommendation to buy or sell any particular asset class, security or strategy. Regulatory requirements that require impartiality of investment/investment strategy recommendations are therefore not applicable nor are any prohibitions to trade before publication.

If investors are unsure if this product is suitable for them, they should seek advice from a financial adviser.

Current tax levels and reliefs may change. Depending on individual circumstances, this may affect investment returns.

UCITS ETF's units / shares purchased on the secondary market cannot usually be sold directly back to UCITS ETF. Investors must buy and sell units / shares on a secondary market with the assistance of an intermediary (e.g. a stockbroker) and may incur fees for doing so. In addition, investors may pay more than the current net asset value when buying units / shares and may receive less than the current net asset value when selling them.

The S&P China A 300 Index is a product of S&P Dow Jones Indices LLC or its affiliates ("SPDJI"), and has been licensed for use by Invesco. Standard & Poor's® and S&P® are registered trademarks of Standard & Poor's Financial Services LLC ("S&P"); Dow Jones® is a registered trademark of Dow Jones Trademark Holdings LLC ("Dow Jones"); and these trademarks have been licensed for use by SPDJI and sublicensed for certain purposes by Invesco. The Invesco S&P China A 300 Swap UCITS ETF is not sponsored, endorsed, sold or promoted by SPDJI, Dow Jones, S&P, or their respective affiliates and none of such parties make any representation regarding the advisability of investing in such product(s) nor do they have any liability for any errors, omissions, or interruptions of the S&P China A 300 Index.

For the full objectives and investment policy please consult the current prospectus.

This material has been communicated by Invesco Investment Management Limited, Ground Floor, 2 Cumberland Place, Fenian Street, Dublin 2, Ireland.

## Glossary

**Benchmark:** An index against which the ETF is measured, in terms of relative performance, risk and other useful comparisons.

**China A-shares:** Shares of mainland China-based companies that trade on the Shanghai Stock Exchange or Shenzhen Stock Exchange.

**Derivative:** Derivatives are financial instruments whose prices are driven by the price shifts or price expectations of another financial instrument, which is called the "underlying". Many derivatives are designed to react disproportionately to shifts in the price of the underlying. Derivatives can be used for both hedging and speculative purposes. The most common derivatives are certificates, options, futures and swaps.

**Distribution Yield:** The distribution yield is a measurement of cash flow being paid. It's the sum of the distributions over 12 months divided by the net asset value (NAV) of the fund.

**ESG:** Environmental, Social and Governance, three key factors in measuring sustainability and societal impact of a company.

**ETF:** Exchange traded fund. A type of fund that is traded on the stockmarket like ordinary shares. ETFs can be bought and sold during trading hours, like ordinary shares, whereas other types of funds are priced once a day only.

**Factors:** An investment approach that seeks to identify and invest in securities that display certain quantifiable characteristics. Common examples of factors include Value, Quality and Momentum. A factor strategy may seek to target just one factor or combine multiple factors.

**Hedged:** The intended result of reducing the portfolio's exposure to a specific risk, such as the risk of fluctuations between currency exchange rates ("currency hedging").

**ISA:** Individual Savings Account. A type of investment account in the UK in which the tax on income is lower than usual, and there is no tax on profits made from an increase in the value of shares.

**Replication Method:** Strategy employed by the fund to achieve its objective.

**SIPP:** Self-Invested Pension Plan. A type of UK pension for which a person makes their own investment decisions.

**Swap:** A swap is a derivative contract where two parties agree to exchange separate streams of cashflows or returns.

**Synthetic Replication:** Synthetic funds own a diversified portfolio of equities that may differ from the benchmark index. The ETF contracts with one or more banks (each a counterparty), which agree to pay any difference between the portfolio performance and the index performance, less any applicable fees. These contracts are known as swaps. Using swaps ensures accurate index tracking but introduces counterparty risk: if a counterparty failed to pay the index performance due under the swap contract, the ETF would instead rely on the performance of its portfolio of equities, which could be lower than the index performance. An ETF's exposure to a swap counterparty is limited by the UCITS regulation, and further limited by measures that we impose.

**UCITS:** Undertakings for Collective Investments in Transferable Securities. European regulatory framework for an investment vehicle that can be marketed across the European Union.

**UK Reporting Status:** Indicates whether or not the fund has United Kingdom fund tax status, this can lead to a UK investor receiving favourable tax rates on any gain or disposal of holdings in the fund.